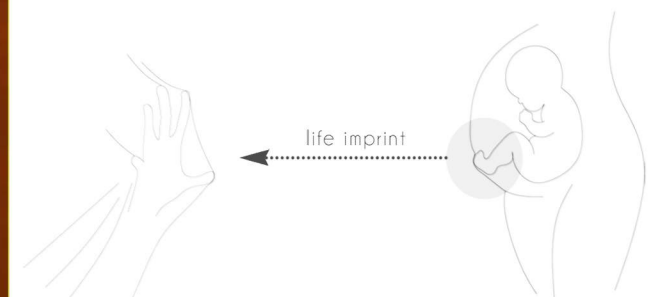


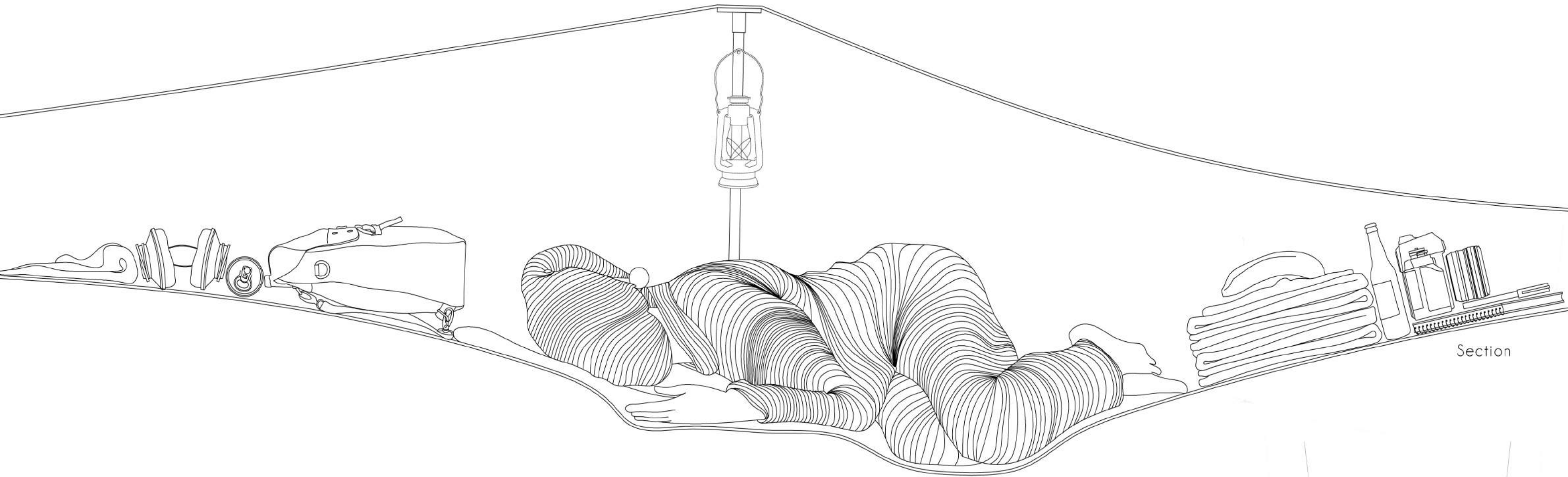
## Place of the Presence

Our first house is small, tight and stretchy. We can hear surroundings and feel the presence of the other human. We start the life in mothers womb. Inspiration for the house was intimacy, cover and respond for the move of the human body.


On the beginning elastic surfaces are flat and without the shape. Noone presence is visible in the form of the house. You can see emptiness. When the human is coming inside the covers the shape is stretch out by the force and weight of the inhabitant. Like the feet or hand visible on the surface of the mom's tummy, persons silhouete is imprint on elastic. More and more people are coming in to the structure more topology is appearing.

We propose to use your own body or small stick to push pull the surface. You can create as much place as you need for your presence. Expandable area return to starting point immediately when the life vanished.

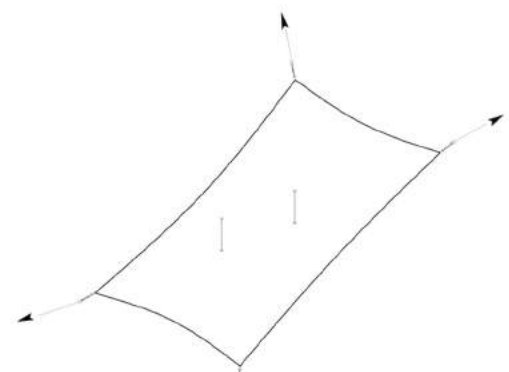




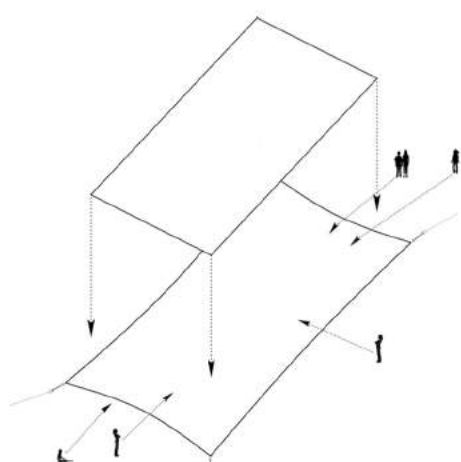
Section



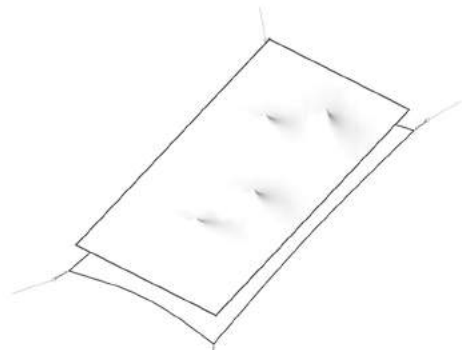
starting surface



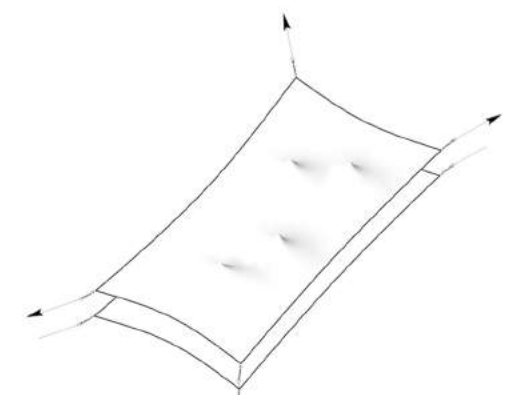
strong tightening surface



dubble covering surface



people inside



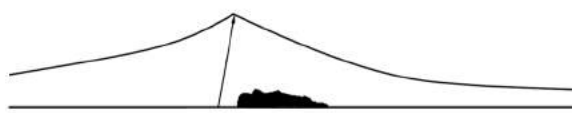
stretching surface low tightness



life entry



shape of a house



presence



empty



Plan