




The architecture competition for students by  
students spanning 120 hours

It's the moment you've all been waiting for!  
Here is the assignment for the 2018 edition of 120 HOURS!  
Please read this document very carefully.

# A Room for Communication

Can you imagine a world without digital communication?

Communication has evolved throughout the time, from body language to online messages. The dominant method to interact these days is through technology. We have expanded our range of communicating, but have we forgotten the physicality?



How is communication perceived nowadays? What is the role of physical interaction in this digital reality? In an era of time - space compression, over-information and social networks, has communication lost its spatial aspects? How can architecture generate interaction?

- Task -

You are challenged to design an ideal room for communication. A physical space in a world where interactions have become intangible. Through your design, you are expressing how architecture can initiate communication.

You are free to choose how small, how large, how tall, or how low your room can be. Keep in mind, it should be bigger than an elevator and smaller than a football field.

- Minimum requirements -

- 1 Plan 1:50 or 1:100
- 1 Section 1:50 or 1:100
- 1 View/Rendering/Illustration/Collage
- A reflection of max. 200 words on what kind of communication your room provides for and how.

- *Evaluation* -

Your competition entry will be based on the following criteria:

1. Spatial output: coherence with the task expressed through composition and tectonics
2. The statement: reflection that supplements your spatial output
3. Representation: clarity and quality of the graphics

- *Jury members* -

Johanne Borthne - Matteo Ferroni - Eli Synnevåg

Marcel Bilow - Mads Øiern

- *Format* -


Your proposal must be presented on two landscape oriented A3 sheets. All text must be in English. All delivered material must be marked with your team number, presented clearly in the bottom right-hand corner of BOTH your boards. Your boards must not include ANY information that may give away your identity. Do NOT include the team name on your boards, only the team number. Your A3 sheets should be uploaded to [www.120hours.no](http://www.120hours.no) within the deadline of Saturday 14th of April 2018 at 14.00 (UTC+1). See “Delivery” section for more information on file names and sizes.

Any infringements of the instructions above will lead to automatic disqualification, and will not be considered by the jury.

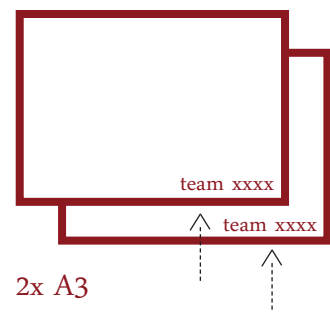
Remember that your project will be one of very many, so make sure your boards are crystal-clear and stand out!



YES  
Landscape format



NO  
Portrait format



2x A3

Write the team numbers  
on both the A3s

- *Delivery* -

Please read this information very carefully.

You are going to make FOUR files for the upload process:

1. High-resolution PDF containing both A3 posters for your project. This file will be used for the exhibition. THE MAXIMUM FILE SIZE IS 20MB FOR THIS FILE. THE NAME OF THE FILE YOU SHALL USE IS: teamXXXX-large-PDF.pdf
2. Low-resolution PDF containing both A3 posters of your project. This file will be used for the jury process. THE MAXIMUM FILE SIZE IS 2MB FOR THIS FILE. THE NAME OF THE FILE YOU SHALL USE IS: teamXXXX-small-PDF.pdf
3. FOR PRINT: High-resolution illustration of your project. This is the main illustration for your project. This can be a render, picture, collage, model photo, drawing etc. This file will be used for our web page and promotional purposes. THE FILE FORMAT MUST BE A JPEG, WITH 300DPI RESOLUTION. THE MAXIMUM FILE SIZE IS 5MB FOR THIS FILE.  
THE NAME OF THE FILE YOU SHALL USE IS: teamXXXX-large-JPEG.jpeg
4. FOR WEB: Low-resolution illustration for your project. This is the same illustration as the High-resolution illustration. This file will be used for our web page and promotional purposes. THE FILE FORMAT MUST BE A JPEG, WITH 72DPI RESOLUTION. THE MAXIMUM FILE SIZE IS 500KB FOR THIS FILE.  
THE NAME OF THE FILE YOU SHALL USE IS: teamXXXX-small-JPEG.jpeg

\* teamXXXX - insert your own team number

IF YOU FAIL TO FOLLOW THESE INSTRUCTIONS WE WILL AUTOMATICALLY DISQUALIFY YOUR PROPOSAL, SO PLEASE MAKE SURE THAT YOU HAVE USED THE CORRECT FILE NAMES WHEN YOU UPLOAD YOUR PROJECT. YOU WILL ALSO ONLY BE ABLE TO UPLOAD YOUR PROJECT ONCE, SO BE SURE TO CHECK THAT YOU ARE UPLOADING THE RIGHT FILES, BECAUSE WE WILL UNDER NO CIRCUMSTANCES CHANGE THE FILES FOR YOU.

If you have any questions, you may search for answers in the online FAQ and our Facebook page, or send us an e-mail at [contact@120hours.no](mailto:contact@120hours.no). Remember to mark the e-mail with your participant code.

Good luck!

